


DAT 500



THE **IDEAL SOLUTION** FOR
RELIABLE AND REPEATABLE
APPLANATION TONOMETRY



DAT 500


APPLANATION TONOMETER FAMILY



T

GOLDMANN APPLANATION PRINCIPLE


- The most common and direct method of assessing intraocular pressure.
- Made with precise machined components to stringent quality and to add more reliability and repeatability to an established technique.



R

T-TYPE, R-TYPE OR Z-TYPE

- The take away T type DAT is fitted to the guide plate on the optical axis for the microscope and illumination unit arm.
- The fixed R type is mounted on a post fitted to the microscope optical body.
- The Z type DAT fits directly to the optics support arm.



Z

ROBUST AND RELIABLE

- Metal parts, manufactured to a high precision engineering design, will withstand the test of time and deliver reliable results year after year.

ADAPTATOR FOR SLIT LAMP RANGE	SL350 / SL450	SL300 / SL400	SL500	SL550
DAT 500 T	SLE719	-	-	SLE719
DAT 500 R	SL209	-	-	SL5TMR
DAT 500 Z	-	SL3TMZ	SL5TMZ	-

MEASUREMENT		INSTALLATION	
Force	By leverage weight	T Type- For Tower illumination Slit lamps	Fitted to the guide plate on the optical axis for the microscope and illumination unit arm
Range	5-65 mmHg (0.66-8.64 kPa)	R Type- For Tower illumination Slit lamps	Mountable on a post fitted to the microscope optical body
Deviation	0.49 mN or 1,5% of measurement value whichever is the greater	Net Weights T Type : R Type : Z Type :	0.37 kg (without accessories) 0.58 kg (without accessories) 0.71 kg (without accessories)
Reverse span (Hysteresis)	< 0.49 mN	OPTIONS	DAT50010 : Disposable doubling Prisms (x100)
Operating t° range	From 10°C to 35°C		DAT50001 : Doubling Prisms



Essilor Instruments USA
 8600 W. Catalpa Avenue, Suite 703
 Chicago, IL 60656
 Phone: 855.393.4647
 Email: info@essilorinstrumentsusa.com
 www.essilorinstrumentsusa.com

Your local distributor :